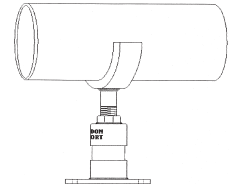


Material Resources, Inc.

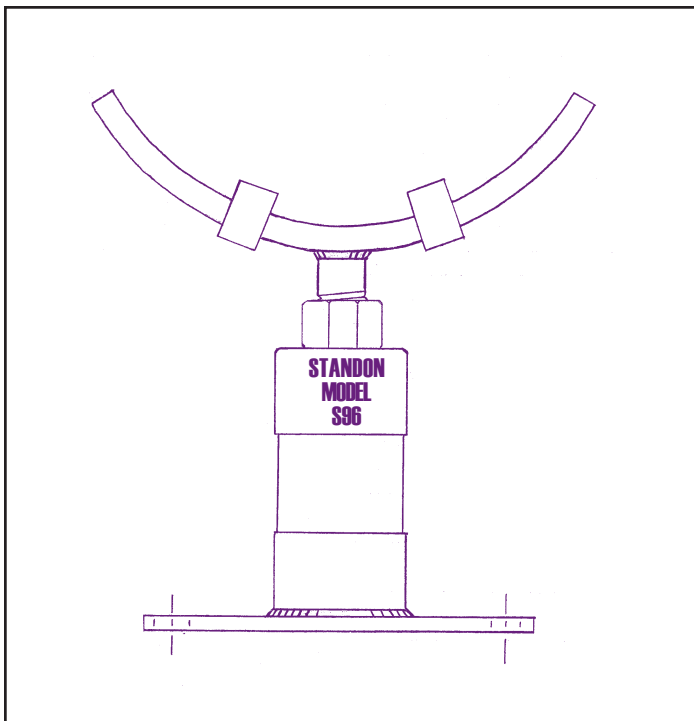
STANDON ADJUSTABLE PIPE SUPPORTS



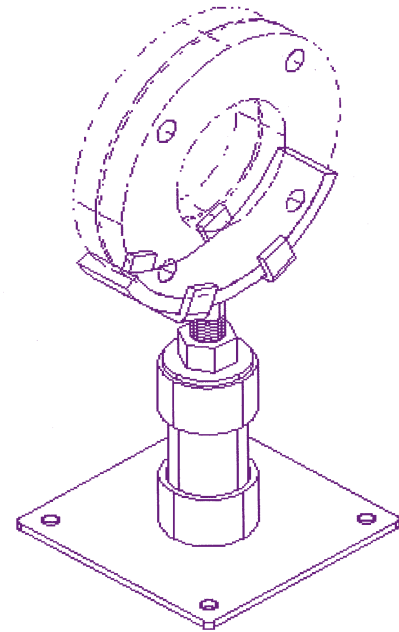
Standon Model S96 Flange Cradle Support

The Standon Model S96 Flange Cradle Support was designed for use not only in new installations, but also as an economical replacement in existing facilities. The innovative saddle design is radiused to fit snugly under your assembled flange configurations. Centering tabs maintain position during seismic activity, and are spaced to avoid bolt position conflict.

The Standon Flange Cradle Support comes with an oversized base and an adjustable collar allowing up to 3" of fine adjustment.



The Standon Flange Cradle Support is offered in A36 mild steel. To help reduce corrosion, the entire assembly is Galvanized. This is our standard finish, it is not considered an "option". For ultimate endurance, we offer a 100% 304 Stainless Steel version.



All cradles are manufactured to rest under CL125 Flanges. They match the flange outside diameter with a form fitting radius which encompasses a full 120° of the flange. There are two sturdy centering tabs which protrude above the cradle to eliminate the possibility of position failure.

"Quality you can Stand On"

"All Models Tested to 10,000 lbs. Compressive Strength"

For product availability and ordering information on these and other products offered by Material Resources Inc, please call:

(503) 533-5256 or FAX (503) 533-5501

or visit our website at

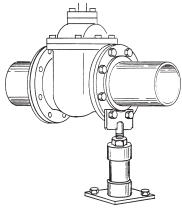
www.standon.net

MATERIAL RESOURCES, INC.

2800 Taylor Way Bldg. 2 C

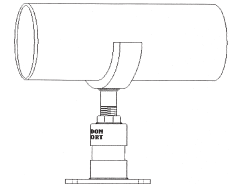
PO Box 247

Forest Grove, OR 97116



Material Resources, Inc.

STANDON ADJUSTABLE PIPE SUPPORTS



Standon Model S96 Flange Cradle Support Product Specification Sheet

ALL MODELS TESTED TO OVER 10,000 POUNDS - COMPRESSIVE STRENGTH

MATERIAL -

- Flange Cradle: ASTM A36
- Collar / base cups: ASTM A53 D.O.M. tubing
- Thread stud: ASTM A36, rolled thread, grade ASTM A307
- Base plate: ASTM A36 sheet steel

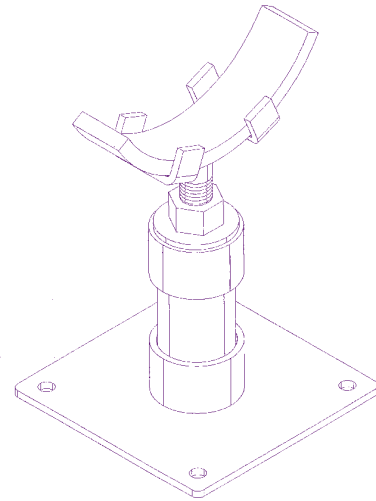
Optional Material - 100% 304 Stainless steel

FABRICATION -

- All welds: 100% MIG welding, electrode E70XX
- Cradle: Radiused to CL125 flange diameter, 120° coverage (not designed for Sch. 80 PVC flanges)

FINISH -

- All supports have corrosion resistant, electro-galvanized finish.
- Hot dip galvanizing available - specify at time of order



DIMENSIONS -

FLANGE cl 125	CRADLE MATERIAL	THRD STUD	BASE PLATE	EXTENSION PIPE REQ.	MINIMUM DIST. TO FLOOR	ANCHOR HOLES
2"	.375" x 1.5"	1" x 6"	4" x 6" x .25"	2" Sch. 40	7"	2 ea. - 9/16"
2.5"	.375" x 1.5"	1" x 6"	4" x 6" x .25"	2" Sch. 40	7"	2 ea. - 9/16"
3"	.375" x 1.5"	1" x 6"	4" x 6" x .25"	2" Sch. 40	7"	2 ea. - 9/16"
4"	.50" x 2.0"	1" x 6"	8" x 8" x .25"	2" Sch. 40	7"	4 ea. - 9/16"
6"	.50" x 2.0"	1" x 6"	8" x 8" x .25"	2" Sch. 40	7"	4 ea. - 9/16"
8"	.50" x 2.5"	1" x 6"	8" x 8" x .25"	2" Sch. 40	7"	4 ea. - 9/16"
10"	.50" x 2.5"	1" x 6"	8" x 8" x .25"	2" Sch. 40	7"	4 ea. - 9/16"
12"	.50" x 2.5"	1" x 6"	8" x 8" x .25"	2" Sch. 40	7"	4 ea. - 9/16"
14"	.625" x 3.0"	1.5" x 6"	8" x 8" x .5"	3" Sch. 40	9.5"	4 ea. - 3/4"
16"	.625" x 3.0"	1.5" x 6"	8" x 8" x .5"	3" Sch. 40	9.5"	4 ea. - 3/4"
18"	.75" x 3.5"	2" x 6"	8" x 8" x .5"	4" Sch. 40	10"	4 ea. - 3/4"
20"	.75" x 3.5"	2" x 6"	8" x 8" x .5"	4" Sch. 40	10"	4 ea. - 3/4"
24"	.75" x 4"	2" x 6"	8" x 8" x .5"	4" Sch. 40	10"	4 ea. - 3/4"

NOTE: Seismic tabs are .75" or 1" wide x .25" thick, depending on support size.

INSTALLATION -

To insure proper Support performance and stability; After final height adjustment is attained, apply tack welds to both support cups and extension pipe. Use E70XX electrode for welds. The base plate should be anchored to the floor with removable anchor bolts. If readjustment is required at a later date, remove anchor bolts and rotate entire lower unit using collar nut. Re-anchor base plate.

For product availability and ordering information on these and other products offered by Material Resources Inc, please call:

(503) 533-5256 or (877) 693-0727

FAX (503) 533-5501

www.standon.net

MATERIAL RESOURCES, INC.

PO Box 247

Forest Grove, OR 97116